

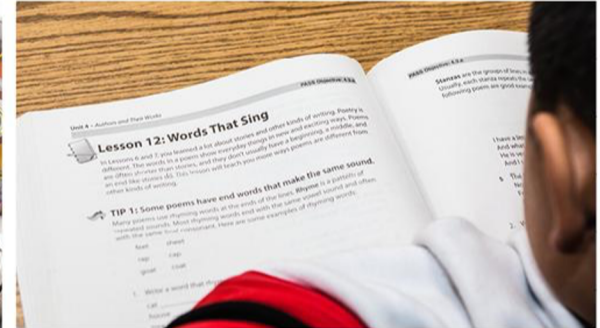




2020–2021



Grissom Elementary Quarter Two Return to School



Welcome Back to In-Person Learning!



Safety is for ALL of our Children and Adults

RESTRICTED ACCESS TO BUILDING FOR ANYONE OTHER THAN STUDENTS OR STAFF

We value your desire to be involved in your child's education. Under normal circumstances we would love to invite you into our building. However, to protect the health and safety of our students and community **parents and caregivers will not be allowed to enter the building.**

Safety is for ALL of our Children and Adults

- **This means:**
- If there is something your child needs for the day, they must bring it with them when they come to school in the morning.
- Parents **will** have access to the building in limited circumstances, to check in medicines with the health assistant and when school staff determines there is an emergency.
- Parents **will not** have access to drop off homework, or lunches, or coats.
 - **Instead**, make sure students have what they need when they leave the house and get out of the car, or make sure they have it the next day.
 - Breakfast and lunch are provided for all students, so no one will go without a meal.

Safety is for ALL of our Children and Adults

- Parents will also not have access to drop off treats for the class for birthdays as they may have in the past.
- **Instead**, parents may send individually wrapped treats for their child's class and have the child bring them to the teacher when the child enters the building. The teacher will send them home with each student at the end of the day.

FOR STUDENT'S FIRST DAY

- Make sure your student comes back to school with their Chromebook and its charger. They will need them at school.
 - Pre-K and kindergarten students will have a device to leave at school and one to leave at home.
- If your child has a lot to bring, put it in one large bag so they can get everything to the classroom more easily. Staff can help, but there will be more students than staff.
- Supplies won't be shared, so make sure your student has a tool kit/ pencil box to take with him to art.

EVERY DAY

- Do your child's health screening before you leave for school. Their temperature should be less than 100.4°F. They should be free of COVID-19 symptoms and have had no recent contact with anyone diagnosed with COVID-19.
- Have your child bring a water bottle. Water only. All water fountains and bottle fillers are turned off. Students get a drink with their breakfast and with their lunch.
- Your child may wear a mask from home, or we will provide one. Everyone will wear masks except for times during the day designated as mask breaks.

ARRIVAL: Lining up for Drop-off Before School

Pre-kindergarten and kindergarten use the **NORTH** parking lot.

- Approach the school in the southbound lane of S. 73rd E. Ave. so you can make an easy right turn into the parking lot.
- Cars should make a single line, extending the line around the corner and west on E. 66th St. as needed.

ARRIVAL: Lining up for Drop-off Before School

Grades 1-5 use the **SOUTH** parking lot.

- Approach the school in the northbound lane of S. 73rd E. Ave. You will make a left turn into the parking lot.
- Cars should make a single line, extending the line south on S. 73rd E. Ave. as needed.

ARRIVAL: Lining up for Drop-off Before School

If you have some children in PK-K, and others in 1-5

- Use the **NORTH** parking lot.
- Approach the school in the southbound lane of S. 73rd E. Ave. so you can make an easy right turn into the parking lot.
- Cars should make a single line, extending the line around the corner and west on E. 66th St. as needed.
- Drop off all of your children there. All students will enter the doors near the new wing, the doors between the north and south parking lots and then walk to their classrooms.

ARRIVAL: When you arrive at school

- **ALL** students will stay with parents or in parents' vehicle in the drop-off lane until the building opens at 7:20AM.
- Anyone who is not in a vehicle must wear a mask and remain 6 feet from other families.
 - Parents may wait with students on the grass on the median between the parking lots until the building opens at 7:20.
- **Beginning at 7:20** staff members will be on duty to welcome students, make sure they get into school safely, and make sure they're wearing their masks. They will let parents know when the building is open.

ARRIVAL: Next

- Parents will stay in their vehicle.
- Staff will help younger children exit the vehicle and will make sure all students have a mask.
- **Pre-K, K, and 1st** grade enter the doors near the new wing, the doors between the north and south parking lots.
- **Grades 2-5** enter the main doors.
- Staff will guide students inside the building where they will use hand sanitizer and take their belongings to their classroom.
- Students will pick up a grab and go breakfast to eat in their classroom and will begin their school day.

DISMISSAL: Lining up for Pick-Up After School

- Students will gather their belongings and walk with their class to their pick-up area outside.
- Students may pick up grab and go dinners on their way out of the building if the family desires.
- Cars line up and enter the parking lot just as they did for morning drop-off.
 - **PK & K** are picked up in the **NORTH** lot.
 - **Grades 1-5** are picked up in the **SOUTH** lot.
- For traffic to move smoothly, vehicles picking up PK & K should enter their parking lot from the southbound lane of S. 73rd E. Ave. and turn right into the parking lot. Vehicles picking up 1-5 should enter their parking lot from the northbound of S. 73rd E. Ave.

DISMISSAL: Lining up for Pick-Up After School

- **PK and K** families will remain in their vehicles and in one lane of traffic near the curb until their child is loaded into the car.
 - Staff will see the child to the car.
 - Families may then exit the parking lot, **turning left** out of the lot to keep from interfering with pick-up in the south parking lot.

DISMISSAL: Lining up for Pick-Up After School

- **Grades 1-5** families will remain in their vehicles.
 - **Grades 1-3** pick up north of the main entry to the school. Cars should stay in the inside lane, nearest the curb, until they pick up their child.
 - **Grades 4-5** pick up south of the main entry to the school. Once in the parking lot, cars may make a second lane of traffic and bypass the cars who are waiting for students in grades 1-3. They may go past the main entry of the school and pull as far forward as they can to wait for their child.
 - Families may then exit the lot, **turning right** out of the lot to keep from interfering with pick-up in the north parking lot.

DISMISSAL: Lining up for Pick-Up After School

- **If you have some children in PK-K, and others in 1-5,** you will pick up your PK/ K children, exit the north parking lot and turn right to enter the south parking lot and pick up your children in grades 1-5.
 - Students all have to remain with their classes so we can limit students' contact with others by keeping classes separated.
- **Again, anyone outside of a vehicle must wear a mask and remain 6 feet from other families.**
 - Parents of students may wait for students on the grass on the median between the parking lots. There is a crosswalk students can use to cross from the sidewalk to the median so younger students are always in view of staff and/ or parents.

ARRIVING LATE or PICKING UP EARLY

- If you arrive with your student at 7:45 or later, go to the main entry. Ring the bell and the office staff will speak with you, let your student in, and get them to class.
- Distance learning on every Wednesday gives families a great opportunity to take care of children's appointments. However, if you need to pick your student up before 2:45, go to the main entry. Ring the bell and the office staff will find out who you are and find out who your student is. When your student is ready, they will check the adult's identification and have them sign the student out.

BREAKFAST and LUNCH

- Breakfast and lunch are provided to all students.
- All students eat breakfast in the classroom.
- Pre-kindergarten eats lunch in the classroom.
Kindergarten through 5th grade eat in the cafeteria with just their own class, spaced so that no student is sitting directly across from another student.
- Students may bring their own lunches.
 - Students will not have access to microwaves, so students should expect to eat their lunches from home as they are.

DISTANCE LEARNING

- If your student is on distance learning, either by family choice, or because the student needs to be out of school for some period of time, you can expect:
 - Work to be posted on Canvas, as it has been for distance learning.
 - Students will submit work as they have during distance learning.
 - Zoom calls with teachers on Tuesdays, Wednesdays, and Thursdays.
 - Teachers will provide you with times and links.



Health & Safety

Salud y Seguridad

Face Masks, Hygiene, and Distance at School

Máscaras, Higiene y Distanciamiento en la Escuela

All students and adults are expected to wear masks that cover their noses and mouths, and we will provide masks to students who need them. Students will have opportunities for “mask breaks” throughout the day.

Se espera que todos los estudiantes y adultos usen máscaras que cubran su nariz y boca, y proporcionaremos máscaras a los estudiantes que las necesiten. Los estudiantes tendrán la oportunidad de "descansos de máscaras" durante el día.

Wash your hands, Watch your distance,
and Wear your mask!

- Students and adults will use hand-sanitizer and hand-washing stations placed throughout their schools.
- Students will be encouraged to watch their distance around their peers.
- All adults and students are expected to wear masks.

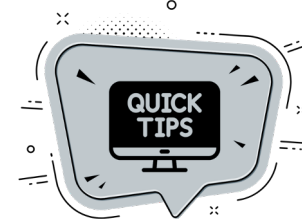


¡Lávate las manos, cuida tu distancia y
usa tu máscara!

- Los estudiantes y adultos utilizarán estaciones de lavado y desinfectante de manos ubicadas en sus escuelas.
- Recordaremos a los estudiantes que vigilen la distancia con sus compañeros.
- Se espera que todos los adultos y estudiantes usen máscaras.

Tips: Getting Ready for In-Person Learning

Consejos: Prepararse para el Aprendizaje en Persona



Children heading back to in-person learning are facing unusual challenges, including new safety protocols and potential anxiety. Here are a few tips to address these challenges and help your child feel more prepared.

Los niños que regresan al aprendizaje en persona enfrentan desafíos extraños, incluidos nuevos protocolos de seguridad y posible ansiedad. Aquí hay algunos consejos para abordar estos desafíos y ayudar a su hijo a sentirse más preparado.

- Talk to your child about the importance of wearing a mask. Make sure your child has a mask ready to wear to school.
 - Practice wearing masks at home so your child is ready to wear it all day in school.
 - Model and practice hand-washing at home with your child.
 - Discuss your child feelings. Talk to them about what they are excited about and what makes them nervous about going to school.
 - Think about creating a special goodbye routine for when you drop off your child..
 - Read books about starting school and discuss how the characters in the book are feeling.
 - Books to read with your child:
- Hable con su hijo sobre la importancia de usar una máscara. Asegúrese de que su hijo tenga una máscara lista para usar en la escuela.
 - Practique el uso de máscaras en casa para que su hijo esté listo para usarlas todo el día en la escuela.
 - Modele y practique lavarse las manos en casa con su hijo.
 - Hable con su hijo sobre sus sentimientos. Háblales sobre lo que les entusiasma y lo que les pone nerviosos de ir a la escuela.
 - Piense en crear una rutina especial de despedida para cuando deje a su hijo.
 - Lea libros sobre cómo empezar la escuela y discuta cómo se sienten los personajes del libro.
 - Libros para leer con su hijo:

"The Kissing Hand" by Audrey Penn

"The Way I Feel" by Janan Cain

"Chrysanthemum" by Kevin Henke

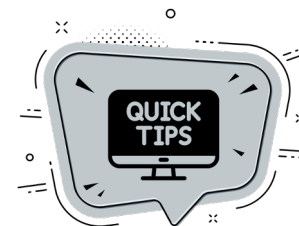
"Un Beso en Mi Mano" escrito por Audrey Penn

"Así me siento yo" escrito por Janan Cain

"Crisantemo" escrito por Kevin Henke

Tips: Getting Ready for In-Person Learning

Consejos: Prepararse para el Aprendizaje en Persona



A few more tips to help you and your child feel more prepared for their first day of school!

¡Algunos consejos más para ayudarlos a usted y a su hijo a sentirse más preparados para su primer día de clases!

- Have a plan for how your child will get to school and how he/she will come home.
- If your child is still working on potty training, create a plan to help them be ready for school. Talk to your child's teacher about supporting your child with their bathroom needs. Make sure to send them to school with a change of clothes.
- Start using your child's "school bedtime." Wake up early enough so that you and your child don't have to rush to get to school.
- Let your child choose (weather- and school-appropriate) clothes for his/her first day.
- Make a game out of practicing self-help skills like buttoning your coat, etc.
- Tenga un plan de cómo llegará su hijo a la escuela y cómo volverá a casa.
- Si su hijo todavía está aprendiendo a ir al baño, cree un plan para ayudarlo a estar listo para la escuela. Hable con el maestro de su hijo sobre cómo ayudar a su hijo con sus necesidades de baño. Asegúrese de enviarlos a la escuela con ropa extra.
- Comience a usar la hora de dormir de su hijo durante el año escolar. Levántese temprano para que usted y su hijo no tengan que apresurarse para llegar a la escuela.
- Deje que su hijo elija ropa (apropiada para el clima y la escuela) para su primer día.
- Haga un juego de practicar habilidades de autoayuda como abrocharse el abrigo, etc.




School & Classroom Information

Información de la Escuela y Aula

Keeping Students Safe in School

Mantener los estudiantes seguros en la escuela



We are implementing numerous procedures to keep your child safe.

Estamos implementando numerosos procedimientos para mantener a su hijo seguro.

- Staff and students will use hand sanitizer as they enter and exit any room.
 - We will limit mixing large groups of students by keeping students with their class for all activities throughout the day.
 - Extra time throughout the day will be given to hand-washing/hand sanitizing, specifically before and after meals, outdoor play, and specials.
 - Each school-site will have a clinic room and a separate room for students and/or staff experiencing COVID-19 symptoms while at school.
 - Students will participate in Specials as usual.
 - We will clean and disinfect shared spaces, materials, and equipment between student use.
 - We will clean and disinfect our schools at the end of each day.
- El personal de la escuela y los estudiantes usarán desinfectante de manos al entrar y salir de cualquier salón.
 - Limitaremos la mezcla de grupos grandes de estudiantes. Mantendremos a los estudiantes con su clase para todas las actividades durante el día.
 - Se dará más tiempo durante el día para lavarse las manos / desinfectarse las manos, específicamente antes y después de las comidas, juegos al aire libre y especiales.
 - Cada escuela tendrá una sala clínica y una sala separada para los estudiantes y / o el personal que experimenten síntomas de COVID-19 mientras están en la escuela.
 - Los estudiantes participarán en los especiales como de costumbre.
 - Limpiaremos y desinfectaremos los espacios, materiales y equipos compartidos entre el uso de los estudiantes.
 - Limpiaremos y desinfectaremos nuestras escuelas al final de cada día.

In the classroom

En la aula




It is important to us that your child has the opportunity to engage in playful, hands-on learning. We are putting extra procedures in place to keep your child safe!

Para nosotros es importante que su hijo tenga la oportunidad de participar en un aprendizaje práctico y divertido. ¡Estamos implementando procedimientos adicionales para mantener a su hijo seguro!

- Students will be assigned to a “pod” of approximately 4 students, who will sit near each other, share materials and play together.
- We will only use manipulatives and toys that are easy to clean.
- The toys and props in centers will be cleaned between each pod and at the end of each day
- We will limit the use of shared student materials, when feasible.
- Los estudiantes serán asignados a un “grupo” de aproximadamente 4 estudiantes, quienes se sentarán uno cerca del otro, compartirán materiales y jugarán juntos.
- Solo usaremos manipulativos y juguetes que sean fáciles de limpiar.
- Los juguetes y accesorios en los centros se limpiarán entre cada grupo y al final de cada día.
- Limitaremos el uso de materiales estudiantiles compartidos, cuando sea posible.

Outdoor Play

Juego al aire libre



Student will have multiple opportunities each day to participate in outdoor play.

El estudiante tendrá varias oportunidades cada día para participar en juegos al aire libre.

- Students will have outdoor play, recess, PE and classroom learning outside when weather permits.
- Students will be allowed to take a mask break while outside, as long as they remain distanced from each other.
- Student and staff will use hand sanitizer when they go outside and when they return back to the building.
- Students will be permitted to use playground equipment. Teachers will wipe down high touch surfaces between classes.
- The custodian will disinfect the playground equipment each morning before students use it.
- Students will engage in no-contact games and activities.
- Los estudiantes tendrán juegos al aire libre, recreo, educación física y aprendizaje cuando el clima lo permita.
- A los estudiantes se les permitirá tomar un descanso de máscara mientras estén afuera, siempre que permanezcan distanciados.
- Los estudiantes y el personal usarán desinfectante para manos cuando salgan y cuando regresen al edificio.
- A los estudiantes se les permitirá usar el equipo del patio de recreo. Los maestros limpiarán las superficies de alto contacto entre clases.
- El custodio desinfectará el patio de recreo cada mañana antes de que los estudiantes lo usen.
- Los estudiantes participarán en juegos y actividades sin contacto.

Thank you

Gracias

We appreciate everything you are doing to help keep our school and community safe! We are in this together and are here to answer any questions you might have!

¡Apreciamos todo lo que está haciendo para ayudar a mantener nuestra escuela y comunidad seguras! ¡Estamos juntos en esto y estamos aquí para responder cualquier pregunta que pueda tener!

